


Summary Results Report
General and Special Elections
November 5th, 2024

Combined Accumulated Totals
117 of 117 Vote Centers Reporting
Collin County UNOFFICIAL RESULTS

Statistics

	TOTAL	Election Day	Early Voting	Ballot by mail	Limited
Registered Voters - Total	751,832				
Ballots Cast - Total	517,142	76,942	424,236	13,856	2,108
Voter Turnout - Total	68.78%				



Collin County Seal
Watermark Seal for Collin County.
Collin County Government

Summary Results Report
 General and Special Elections
 November 5th, 2024

Combined Accumulated Totals
 117 of 117 Vote Centers Reporting
 Collin County UNOFFICIAL RESULTS

President/Vice President

Vote For 1

	TOTAL	VOTE %		Election Day	Early Voting	Ballot by mail	Limited
Rep Donald J. Trump/JD Vance	278,427	54.10%		39,700	232,148	5,481	1,098
Dem Kamala D. Harris/Tim Walz	220,269	42.80%		32,012	179,162	8,124	971
Lib Chase Oliver/Mike ter Maat	3,490	0.68%		898	2,525	57	10
Grn Jill Stein/Rudolph Ware	9,962	1.94%		3,324	6,542	76	20
Write-In Totals	2,500	0.49%		519	1,920	56	5
Total Votes Cast	514,648	100.00%		76,453	422,297	13,794	2,104
Overvotes	1			0	0	1	0
Undervotes	2,493			489	1,939	61	4
Contest Totals	517,142			76,942	424,236	13,856	2,108

United States Senator

Vote For 1

	TOTAL	VOTE %		Election Day	Early Voting	Ballot by mail	Limited
Rep Ted Cruz	262,326	51.58%		34,251	221,695	5,375	1,005
Dem Colin Allred	234,711	46.15%		36,545	188,998	8,141	1,027
Lib Ted Brown	11,120	2.19%		3,281	7,648	136	55
Write-In Totals	473	0.09%		124	334	12	3
Total Votes Cast	508,630	100.00%		74,201	418,675	13,664	2,090
Overvotes	2			0	0	2	0
Undervotes	8,510			2,741	5,561	190	18
Contest Totals	517,142			76,942	424,236	13,856	2,108

United States Representative, District 3

Vote For 1

	TOTAL	VOTE %		Election Day	Early Voting	Ballot by mail	Limited
Rep Keith Self	205,587	60.68%		27,151	174,490	3,930	16
Dem Sandeep Srivastava	133,198	39.32%		19,581	109,125	4,482	10
Total Votes Cast	338,785	100.00%		46,732	283,615	8,412	26
Overvotes	0			0	0	0	0
Undervotes	15,335			4,085	10,758	492	0
Contest Totals	354,120			50,817	294,373	8,904	26

United States Representative, District 4

Vote For 1

	TOTAL	VOTE %		Election Day	Early Voting	Ballot by mail	Limited
Rep Pat Fallon	67,948	53.63%		9,868	56,358	1,701	21
Dem Simon Cardell	58,756	46.37%		8,898	47,587	2,259	12
Total Votes Cast	126,704	100.00%		18,766	103,945	3,960	33
Overvotes	0			0	0	0	0
Undervotes	6,715			1,809	4,641	262	3
Contest Totals	133,419			20,575	108,586	4,222	36

Summary Results Report
 General and Special Elections
 November 5th, 2024

Combined Accumulated Totals
 117 of 117 Vote Centers Reporting
 Collin County UNOFFICIAL RESULTS

United States Representative, District 32

Vote For 1

	TOTAL	VOTE %		Election Day	Early Voting	Ballot by mail	Limited
Rep Darrell Day	11,198	42.69%		2,115	8,836	237	10
Dem Julie Johnson	14,236	54.28%		2,668	11,094	456	18
Lib Kevin A. Hale	795	3.03%		268	520	6	1
Total Votes Cast	26,229	100.00%		5,051	20,450	699	29
Overvotes	0			0	0	0	0
Undervotes	1,355			499	827	28	1
Contest Totals	27,584			5,550	21,277	727	30

Railroad Commissioner

Vote For 1

	TOTAL	VOTE %		Election Day	Early Voting	Ballot by mail	Limited
Rep Christi Craddick	275,296	55.97%		36,661	231,961	5,632	1,042
Dem Katherine Culbert	192,231	39.09%		27,000	157,296	7,057	878
Lib Hawk Dunlap	12,745	2.59%		3,135	9,400	153	57
Grn Eddie Espinoza	11,175	2.27%		3,355	7,598	170	52
Write-In Totals	377	0.08%		103	266	7	1
Total Votes Cast	491,824	100.00%		70,254	406,521	13,019	2,030
Overvotes	4			0	0	4	0
Undervotes	25,314			6,688	17,715	833	78
Contest Totals	517,142			76,942	424,236	13,856	2,108

Justice, Supreme Court, Place 2

Vote For 1

	TOTAL	VOTE %		Election Day	Early Voting	Ballot by mail	Limited
Rep Jimmy Blacklock	283,793	58.00%		38,378	238,524	5,833	1,058
Dem DaSean Jones	205,498	42.00%		31,036	166,390	7,110	962
Total Votes Cast	489,291	100.00%		69,414	404,914	12,943	2,020
Overvotes	3			0	0	3	0
Undervotes	27,848			7,528	19,322	910	88
Contest Totals	517,142			76,942	424,236	13,856	2,108

Collin County seal
 Watermark Seal for Collin County.
 Collin County Government

Justice, Supreme Court, Place 4

Vote For 1

	TOTAL	VOTE %		Election Day	Early Voting	Ballot by mail	Limited
Rep John Devine	276,620	57.04%		37,412	232,630	5,520	1,058
Dem Christine Vinh Weems	208,348	42.96%		31,083	169,013	7,283	969
Total Votes Cast	484,968	100.00%		68,495	401,643	12,803	2,027
Overvotes	0			0	0	0	0
Undervotes	32,174			8,447	22,593	1,053	81
Contest Totals	517,142			76,942	424,236	13,856	2,108

Summary Results Report
 General and Special Elections
 November 5th, 2024

Combined Accumulated Totals
 117 of 117 Vote Centers Reporting
 Collin County UNOFFICIAL RESULTS

Justice, Supreme Court, Place 6

Vote For 1

	TOTAL	VOTE %	Election Day	Early Voting	Ballot by mail	Limited
Rep Jane Bland	275,074	56.28%	36,351	231,971	5,725	1,027
Dem Bonnie Lee Goldstein	197,642	40.43%	28,734	160,998	7,016	894
Lib J. David Roberson	16,081	3.29%	4,267	11,549	168	97
Total Votes Cast	488,797	100.00%	69,352	404,518	12,909	2,018
Overvotes	1		0	0	1	0
Undervotes	28,344		7,590	19,718	946	90
Contest Totals	517,142		76,942	424,236	13,856	2,108

Presiding Judge, Court of Criminal Appeals

Vote For 1

	TOTAL	VOTE %	Election Day	Early Voting	Ballot by mail	Limited
Rep David J. Schenck	282,484	57.91%	38,199	237,466	5,760	1,059
Dem Holly Taylor	205,323	42.09%	30,931	166,436	7,006	950
Total Votes Cast	487,807	100.00%	69,130	403,902	12,766	2,009
Overvotes	0		0	0	0	0
Undervotes	29,335		7,812	20,334	1,090	99
Contest Totals	517,142		76,942	424,236	13,856	2,108

Judge, Court of Criminal Appeals, Place 7

Vote For 1

	TOTAL	VOTE %	Election Day	Early Voting	Ballot by mail	Limited
Rep Gina Parker	280,575	57.93%	38,211	235,699	5,594	1,071
Dem Nancy Mulder	203,724	42.07%	30,088	165,577	7,124	935
Total Votes Cast	484,299	100.00%	68,299	401,276	12,718	2,006
Overvotes	1		0	0	1	0
Undervotes	32,842		8,643	22,960	1,137	102
Contest Totals	517,142		76,942	424,236	13,856	2,108

Judge, Court of Criminal Appeals, Place 8

Vote For 1

	TOTAL	VOTE %	Election Day	Early Voting	Ballot by mail	Limited
Rep Lee Finley	284,593	58.65%	38,971	238,871	5,683	1,068
Dem Chika Anyiam	200,642	41.35%	29,635	163,086	6,992	929
Total Votes Cast	485,235	100.00%	68,606	401,957	12,675	1,997
Overvotes	1		0	0	1	0
Undervotes	31,906		8,336	22,279	1,180	111
Contest Totals	517,142		76,942	424,236	13,856	2,108

Summary Results Report
 General and Special Elections
 November 5th, 2024

Combined Accumulated Totals
 117 of 117 Vote Centers Reporting
 Collin County UNOFFICIAL RESULTS

Member, State Board of Education, District 12

Vote For 1

	TOTAL	VOTE %		Election Day	Early Voting	Ballot by mail	Limited
Rep Pam Little	283,689	58.25%		38,977	238,690	5,814	208
Dem George King	203,336	41.75%		30,283	165,846	7,056	151
Total Votes Cast	487,025	100.00%		69,260	404,536	12,870	359
Overvotes	2			0	0	2	0
Undervotes	29,942			7,682	19,700	982	1,578
Contest Totals	516,969			76,942	424,236	13,854	1,937

State Senator, District 8

Vote For 1

	TOTAL	VOTE %		Election Day	Early Voting	Ballot by mail	Limited
Rep Angela Paxton	228,777	57.03%		31,503	192,930	4,327	17
Dem Rachel Mello	172,355	42.97%		24,694	141,637	6,015	9
Total Votes Cast	401,132	100.00%		56,197	334,567	10,342	26
Overvotes	1			0	0	1	0
Undervotes	22,547			5,949	15,841	757	0
Contest Totals	423,680			62,146	350,408	11,100	26

State Senator, District 30

Vote For 1

	TOTAL	VOTE %		Election Day	Early Voting	Ballot by mail	Limited
Rep Brent Hagenbuch	27,632	53.96%		4,397	22,727	467	41
Dem Dale Frey	23,580	46.04%		3,693	19,215	647	25
Total Votes Cast	51,212	100.00%		8,090	41,942	1,114	66
Overvotes	0			0	0	0	0
Undervotes	3,475			1,035	2,349	87	4
Contest Totals	54,687			9,125	44,291	1,201	70

State Representative, District 33

Vote For 1

	TOTAL	VOTE %		Election Day	Early Voting	Ballot by mail	Limited
Rep Katrina Pierson	20,338	100.00%		3,423	16,521	391	3
Total Votes Cast	20,338	100.00%		3,423	16,521	391	3
Overvotes	0			0	0	0	0
Undervotes	16,140			2,804	12,808	527	1
Contest Totals	36,478			6,227	29,329	918	4

State Representative, District 61

Vote For 1

	TOTAL	VOTE %		Election Day	Early Voting	Ballot by mail	Limited
Rep Keresa Richardson	58,315	59.72%		8,149	49,127	1,039	0
Dem Tony Adams	39,334	40.28%		5,556	32,576	1,202	0
Total Votes Cast	97,649	100.00%		13,705	81,703	2,241	0
Overvotes	0			0	0	0	0
Undervotes	6,725			1,798	4,780	147	0
Contest Totals	104,374			15,503	86,483	2,388	0

Summary Results Report
 General and Special Elections
 November 5th, 2024

Combined Accumulated Totals
 117 of 117 Vote Centers Reporting
 Collin County UNOFFICIAL RESULTS

State Representative, District 66

Vote For 1

	TOTAL	VOTE %		Election Day	Early Voting	Ballot by mail	Limited
Rep Matt Shaheen	58,039	61.24%		7,236	49,549	1,254	0
Dem David W. Carstens	36,735	38.76%		4,874	30,418	1,443	0
Total Votes Cast	94,774	100.00%		12,110	79,967	2,697	0
Overvotes	0			0	0	0	0
Undervotes	6,044			1,554	4,283	207	0
Contest Totals	100,818			13,664	84,250	2,904	0

State Representative, District 67

Vote For 1

	TOTAL	VOTE %		Election Day	Early Voting	Ballot by mail	Limited
Rep Jeff Leach	55,918	60.32%		7,901	46,979	1,038	0
Dem Makala L. Washington	36,787	39.68%		5,877	29,686	1,224	0
Total Votes Cast	92,705	100.00%		13,778	76,665	2,262	0
Overvotes	0			0	0	0	0
Undervotes	5,973			1,665	4,148	160	0
Contest Totals	98,678			15,443	80,813	2,422	0

State Representative, District 70

Vote For 1

	TOTAL	VOTE %		Election Day	Early Voting	Ballot by mail	Limited
Rep Steve Kinard	34,739	47.86%		4,377	29,319	1,043	0
Dem Mihaela Elizabeth Plesa	37,839	52.14%		5,322	30,789	1,728	0
Total Votes Cast	72,578	100.00%		9,699	60,108	2,771	0
Overvotes	0			0	0	0	0
Undervotes	3,967			1,072	2,694	201	0
Contest Totals	76,545			10,771	62,802	2,972	0

State Representative, District 89

Vote For 1

	TOTAL	VOTE %		Election Day	Early Voting	Ballot by mail	Limited
Rep Candy Noble	55,725	60.72%		7,892	46,829	1,004	0
Dem Darrel Evans	36,048	39.28%		5,666	29,287	1,095	0
Total Votes Cast	91,773	100.00%		13,558	76,116	2,099	0
Overvotes	0			0	0	0	0
Undervotes	6,369			1,776	4,443	150	0
Contest Totals	98,142			15,334	80,559	2,249	0

Summary Results Report
 General and Special Elections
 November 5th, 2024

Combined Accumulated Totals
 117 of 117 Vote Centers Reporting
 Collin County UNOFFICIAL RESULTS

Chief Justice, 5th Court of Appeals District

Vote For 1

	TOTAL	VOTE %		Election Day	Early Voting	Ballot by mail	Limited
Rep Justin Jay "J.J." Koch	275,623	57.49%		36,843	232,990	5,719	71
Dem Staci Williams	203,806	42.51%		30,619	166,034	7,105	48
Total Votes Cast	479,429	100.00%		67,462	399,024	12,824	119
Overvotes	1			0	0	1	0
Undervotes	35,732			9,480	25,212	1,028	12
Contest Totals	515,162			76,942	424,236	13,853	131

Justice, 5th Court of Appeals District, Place 2

Vote For 1

	TOTAL	VOTE %		Election Day	Early Voting	Ballot by mail	Limited
Rep Jessica Lewis	279,997	58.74%		38,248	236,007	5,671	71
Dem Robbie Partida-Kipness	196,639	41.26%		28,582	160,939	7,070	48
Total Votes Cast	476,636	100.00%		66,830	396,946	12,741	119
Overvotes	2			0	0	2	0
Undervotes	38,524			10,112	27,290	1,110	12
Contest Totals	515,162			76,942	424,236	13,853	131

Justice, 5th Court of Appeals District, Place 5

Vote For 1

	TOTAL	VOTE %		Election Day	Early Voting	Ballot by mail	Limited
Rep Cynthia Barbare	275,089	57.77%		37,240	232,253	5,527	69
Dem Erin A. Nowell	201,128	42.23%		29,501	164,365	7,213	49
Total Votes Cast	476,217	100.00%		66,741	396,618	12,740	118
Overvotes	1			0	0	1	0
Undervotes	38,944			10,201	27,618	1,112	13
Contest Totals	515,162			76,942	424,236	13,853	131

Justice, 5th Court of Appeals District, Place 9

Vote For 1

	TOTAL	VOTE %		Election Day	Early Voting	Ballot by mail	Limited
Rep Matthew J. Kolodoski	273,425	57.42%		36,767	231,030	5,557	71
Dem Tina Clinton	202,794	42.58%		29,990	165,570	7,184	50
Total Votes Cast	476,219	100.00%		66,757	396,600	12,741	121
Overvotes	1			0	0	1	0
Undervotes	38,942			10,185	27,636	1,111	10
Contest Totals	515,162			76,942	424,236	13,853	131

Summary Results Report
 General and Special Elections
 November 5th, 2024

Combined Accumulated Totals
 117 of 117 Vote Centers Reporting
 Collin County UNOFFICIAL RESULTS

Justice, 5th Court of Appeals District, Place 10

Vote For 1

	TOTAL	VOTE %		Election Day	Early Voting	Ballot by mail	Limited
Rep Earl Jackson	273,009	57.41%		36,750	230,689	5,500	70
Dem Amanda Reichel	202,526	42.59%		29,824	165,433	7,222	47
Total Votes Cast	475,535	100.00%		66,574	396,122	12,722	117
Overvotes	1			0	0	1	0
Undervotes	39,626			10,368	28,114	1,130	14
Contest Totals	515,162			76,942	424,236	13,853	131

Justice, 5th Court of Appeals District, Place 11

Vote For 1

	TOTAL	VOTE %		Election Day	Early Voting	Ballot by mail	Limited
Rep Gino J. Rossini	274,319	57.81%		36,496	232,052	5,702	69
Dem Kim Cooks	200,227	42.19%		29,812	163,373	6,995	47
Total Votes Cast	474,546	100.00%		66,308	395,425	12,697	116
Overvotes	0			0	0	0	0
Undervotes	40,616			10,634	28,811	1,156	15
Contest Totals	515,162			76,942	424,236	13,853	131

Justice, 5th Court of Appeals District, Place 12

Vote For 1

	TOTAL	VOTE %		Election Day	Early Voting	Ballot by mail	Limited
Rep Mike Lee	276,078	58.18%		37,485	232,940	5,582	71
Dem Ken Molberg	198,429	41.82%		28,769	162,456	7,156	48
Total Votes Cast	474,507	100.00%		66,254	395,396	12,738	119
Overvotes	1			0	0	1	0
Undervotes	40,654			10,688	28,840	1,114	12
Contest Totals	515,162			76,942	424,236	13,853	131

Justice, 5th Court of Appeals District, Place 13

Vote For 1

	TOTAL	VOTE %		Election Day	Early Voting	Ballot by mail	Limited
Rep Emily A. Miskel	273,994	57.76%		36,716	231,566	5,642	70
Dem Tonya Parker	200,359	42.24%		29,574	163,629	7,106	50
Total Votes Cast	474,353	100.00%		66,290	395,195	12,748	120
Overvotes	0			0	0	0	0
Undervotes	40,809			10,652	29,041	1,105	11
Contest Totals	515,162			76,942	424,236	13,853	131

District Judge, 199th Judicial District

Vote For 1

	TOTAL	VOTE %		Election Day	Early Voting	Ballot by mail	Limited
Rep Angela Tucker	316,970	100.00%		45,506	265,001	6,463	0
Total Votes Cast	316,970	100.00%		45,506	265,001	6,463	0
Overvotes	0			0	0	0	0
Undervotes	198,061			31,436	159,235	7,390	0
Contest Totals	515,031			76,942	424,236	13,853	0

Summary Results Report
 General and Special Elections
 November 5th, 2024

Combined Accumulated Totals
 117 of 117 Vote Centers Reporting
 Collin County UNOFFICIAL RESULTS

District Judge, 380th Judicial District

Vote For 1

	TOTAL	VOTE %		Election Day	Early Voting	Ballot by mail	Limited
Rep Ben Smith	311,345	100.00%		44,606	260,415	6,324	0
Total Votes Cast	311,345	100.00%		44,606	260,415	6,324	0
Overvotes	0			0	0	0	0
Undervotes	203,686			32,336	163,821	7,529	0
Contest Totals	515,031			76,942	424,236	13,853	0

District Judge, 401st Judicial District

Vote For 1

	TOTAL	VOTE %		Election Day	Early Voting	Ballot by mail	Limited
Rep Kim Laseter	311,780	100.00%		44,625	260,845	6,310	0
Total Votes Cast	311,780	100.00%		44,625	260,845	6,310	0
Overvotes	0			0	0	0	0
Undervotes	203,251			32,317	163,391	7,543	0
Contest Totals	515,031			76,942	424,236	13,853	0

District Judge, 416th Judicial District

Vote For 1

	TOTAL	VOTE %		Election Day	Early Voting	Ballot by mail	Limited
Rep Andrea Stroh Thompson	309,591	100.00%		44,166	259,136	6,289	0
Total Votes Cast	309,591	100.00%		44,166	259,136	6,289	0
Overvotes	0			0	0	0	0
Undervotes	205,440			32,776	165,100	7,564	0
Contest Totals	515,031			76,942	424,236	13,853	0

District Judge, 468th Judicial District

Vote For 1

	TOTAL	VOTE %		Election Day	Early Voting	Ballot by mail	Limited
Rep Lindsey Wynne	310,209	100.00%		44,245	259,686	6,278	0
Total Votes Cast	310,209	100.00%		44,245	259,686	6,278	0
Overvotes	0			0	0	0	0
Undervotes	204,822			32,697	164,550	7,575	0
Contest Totals	515,031			76,942	424,236	13,853	0

District Judge, 469th Judicial District

Vote For 1

	TOTAL	VOTE %		Election Day	Early Voting	Ballot by mail	Limited
Rep Piper McCraw	309,764	100.00%		44,035	259,442	6,287	0
Total Votes Cast	309,764	100.00%		44,035	259,442	6,287	0
Overvotes	0			0	0	0	0
Undervotes	205,267			32,907	164,794	7,566	0
Contest Totals	515,031			76,942	424,236	13,853	0

Summary Results Report
 General and Special Elections
 November 5th, 2024

Combined Accumulated Totals
 117 of 117 Vote Centers Reporting
 Collin County UNOFFICIAL RESULTS

District Judge, 470th Judicial District

Vote For 1

	TOTAL	VOTE %		Election Day	Early Voting	Ballot by mail	Limited
Rep Brook Fulks	309,096	100.00%		43,996	258,830	6,270	0
Total Votes Cast	309,096	100.00%		43,996	258,830	6,270	0
Overvotes	0			0	0	0	0
Undervotes	205,935			32,946	165,406	7,583	0
Contest Totals	515,031			76,942	424,236	13,853	0

District Judge, 471st Judicial District

Vote For 1

	TOTAL	VOTE %		Election Day	Early Voting	Ballot by mail	Limited
Rep Andrea Bouressa	309,710	100.00%		44,162	259,276	6,272	0
Total Votes Cast	309,710	100.00%		44,162	259,276	6,272	0
Overvotes	0			0	0	0	0
Undervotes	205,321			32,780	164,960	7,581	0
Contest Totals	515,031			76,942	424,236	13,853	0

District Judge, 493rd Judicial District

Vote For 1

	TOTAL	VOTE %		Election Day	Early Voting	Ballot by mail	Limited
Rep Christine A. Nowak	309,368	100.00%		44,113	258,979	6,276	0
Total Votes Cast	309,368	100.00%		44,113	258,979	6,276	0
Overvotes	0			0	0	0	0
Undervotes	205,663			32,829	165,257	7,577	0
Contest Totals	515,031			76,942	424,236	13,853	0

Judge, County Probate Court, Unexpired Term

Vote For 1

	TOTAL	VOTE %		Election Day	Early Voting	Ballot by mail	Limited
Rep Sarah R. Duff	314,247	100.00%		45,243	262,647	6,357	0
Total Votes Cast	314,247	100.00%		45,243	262,647	6,357	0
Overvotes	0			0	0	0	0
Undervotes	200,784			31,699	161,589	7,496	0
Contest Totals	515,031			76,942	424,236	13,853	0

Sheriff

Vote For 1

	TOTAL	VOTE %		Election Day	Early Voting	Ballot by mail	Limited
Rep Jim Skinner	313,170	100.00%		44,869	261,932	6,369	0
Total Votes Cast	313,170	100.00%		44,869	261,932	6,369	0
Overvotes	0			0	0	0	0
Undervotes	201,861			32,073	162,304	7,484	0
Contest Totals	515,031			76,942	424,236	13,853	0

Summary Results Report
 General and Special Elections
 November 5th, 2024

Combined Accumulated Totals
 117 of 117 Vote Centers Reporting
 Collin County UNOFFICIAL RESULTS

County Tax Assessor-Collector

Vote For 1

	TOTAL	VOTE %		Election Day	Early Voting	Ballot by mail	Limited
Rep Scott Grigg	280,212	59.18%		37,648	236,823	5,741	0
Dem Stephanie Cooksey	192,637	40.69%		28,534	157,430	6,673	0
Write-In Totals	632	0.13%		139	479	14	0
Total Votes Cast	473,481	100.00%		66,321	394,732	12,428	0
Overvotes	8			0	0	8	0
Undervotes	41,542			10,621	29,504	1,417	0
Contest Totals	515,031			76,942	424,236	13,853	0

County Commissioner, Precinct No. 1

Vote For 1

	TOTAL	VOTE %		Election Day	Early Voting	Ballot by mail	Limited
Rep Susan Fletcher	78,877	100.00%		11,037	66,340	1,500	0
Total Votes Cast	78,877	100.00%		11,037	66,340	1,500	0
Overvotes	0			0	0	0	0
Undervotes	45,890			6,924	37,283	1,683	0
Contest Totals	124,767			17,961	103,623	3,183	0

County Commissioner, Precinct No. 3

Vote For 1

	TOTAL	VOTE %		Election Day	Early Voting	Ballot by mail	Limited
Rep Darrell Hale	73,775	61.42%		10,542	62,014	1,219	0
Dem Yvette Johnson	46,336	38.58%		7,436	37,558	1,342	0
Total Votes Cast	120,111	100.00%		17,978	99,572	2,561	0
Overvotes	1			0	0	1	0
Undervotes	10,812			2,923	7,602	287	0
Contest Totals	130,924			20,901	107,174	2,849	0

Constable, Precinct No. 1

Vote For 1

	TOTAL	VOTE %		Election Day	Early Voting	Ballot by mail	Limited
Rep Matt Carpenter	61,712	100.00%		8,905	51,706	1,101	0
Total Votes Cast	61,712	100.00%		8,905	51,706	1,101	0
Overvotes	0			0	0	0	0
Undervotes	37,448			6,196	29,940	1,312	0
Contest Totals	99,160			15,101	81,646	2,413	0

Constable, Precinct No. 2

Vote For 1

	TOTAL	VOTE %		Election Day	Early Voting	Ballot by mail	Limited
Rep Dwayne Kurtz	40,462	100.00%		6,399	33,501	562	0
Total Votes Cast	40,462	100.00%		6,399	33,501	562	0
Overvotes	0			0	0	0	0
Undervotes	22,674			4,355	17,686	633	0
Contest Totals	63,136			10,754	51,187	1,195	0

Summary Results Report
 General and Special Elections
 November 5th, 2024

Combined Accumulated Totals
 117 of 117 Vote Centers Reporting
 Collin County UNOFFICIAL RESULTS

Constable, Precinct No. 3

Vote For 1

	TOTAL	VOTE %		Election Day	Early Voting	Ballot by mail	Limited
Rep Sammy Knapp	88,075	54.98%		11,564	74,334	2,177	0
Dem Cesar Avila	72,131	45.02%		10,520	58,888	2,723	0
Total Votes Cast	160,206	100.00%		22,084	133,222	4,900	0
Overvotes	0			0	0	0	0
Undervotes	15,035			3,781	10,625	629	0
Contest Totals	175,241			25,865	143,847	5,529	0

Constable, Precinct No. 4

Vote For 1

	TOTAL	VOTE %		Election Day	Early Voting	Ballot by mail	Limited
Rep Steve Asher	108,597	100.00%		14,879	91,522	2,196	0
Total Votes Cast	108,597	100.00%		14,879	91,522	2,196	0
Overvotes	0			0	0	0	0
Undervotes	68,897			10,343	56,034	2,520	0
Contest Totals	177,494			25,222	147,556	4,716	0

Proposition A – City of Dallas

Vote For 1

	TOTAL	VOTE %		Election Day	Early Voting	Ballot by mail	Limited
For	9,598	60.25%		1,292	7,776	524	6
Against	6,331	39.75%		644	5,457	230	0
Total Votes Cast	15,929	100.00%		1,936	13,233	754	6
Overvotes	0			0	0	0	0
Undervotes	3,773			638	2,848	285	2
Contest Totals	19,702			2,574	16,081	1,039	8

Proposition B – City of Dallas

Vote For 1

	TOTAL	VOTE %		Election Day	Early Voting	Ballot by mail	Limited
For	10,514	62.28%		1,547	8,446	516	5
Against	6,367	37.72%		528	5,532	306	1
Total Votes Cast	16,881	100.00%		2,075	13,978	822	6
Overvotes	0			0	0	0	0
Undervotes	2,821			499	2,103	217	2
Contest Totals	19,702			2,574	16,081	1,039	8

Proposition C – City of Dallas

Vote For 1

	TOTAL	VOTE %		Election Day	Early Voting	Ballot by mail	Limited
For	6,407	37.95%		816	5,245	343	3
Against	10,476	62.05%		1,270	8,727	476	3
Total Votes Cast	16,883	100.00%		2,086	13,972	819	6
Overvotes	1			0	0	1	0
Undervotes	2,818			488	2,109	219	2
Contest Totals	19,702			2,574	16,081	1,039	8

Summary Results Report
 General and Special Elections
 November 5th, 2024

Combined Accumulated Totals
 117 of 117 Vote Centers Reporting
 Collin County UNOFFICIAL RESULTS

Proposition D – City of Dallas

Vote For 1

	TOTAL	VOTE %	Election Day	Early Voting	Ballot by mail	Limited
For	9,470	58.47%	1,215	7,687	563	5
Against	6,726	41.53%	737	5,757	232	0
Total Votes Cast	16,196	100.00%	1,952	13,444	795	5
Overvotes	0		0	0	0	0
Undervotes	3,506		622	2,637	244	3
Contest Totals	19,702		2,574	16,081	1,039	8

Proposition E – City of Dallas

Vote For 1

	TOTAL	VOTE %	Election Day	Early Voting	Ballot by mail	Limited
For	10,817	63.74%	1,453	8,793	566	5
Against	6,154	36.26%	646	5,244	263	1
Total Votes Cast	16,971	100.00%	2,099	14,037	829	6
Overvotes	0		0	0	0	0
Undervotes	2,731		475	2,044	210	2
Contest Totals	19,702		2,574	16,081	1,039	8

Proposition F – City of Dallas

Vote For 1

	TOTAL	VOTE %	Election Day	Early Voting	Ballot by mail	Limited
For	9,055	57.58%	1,254	7,297	499	5
Against	6,671	42.42%	605	5,792	273	1
Total Votes Cast	15,726	100.00%	1,859	13,089	772	6
Overvotes	0		0	0	0	0
Undervotes	3,976		715	2,992	267	2
Contest Totals	19,702		2,574	16,081	1,039	8

Proposition G – City of Dallas

Vote For 1

	TOTAL	VOTE %	Election Day	Early Voting	Ballot by mail	Limited
For	9,912	63.70%	1,278	8,078	552	4
Against	5,649	36.30%	557	4,863	228	1
Total Votes Cast	15,561	100.00%	1,835	12,941	780	5
Overvotes	0		0	0	0	0
Undervotes	4,141		739	3,140	259	3
Contest Totals	19,702		2,574	16,081	1,039	8

Summary Results Report
 General and Special Elections
 November 5th, 2024

Combined Accumulated Totals
 117 of 117 Vote Centers Reporting
 Collin County UNOFFICIAL RESULTS

Proposition H – City of Dallas

Vote For 1

	TOTAL	VOTE %	Election Day	Early Voting	Ballot by mail	Limited
For	6,409	40.13%	940	5,210	256	3
Against	9,561	59.87%	960	8,042	556	3
Total Votes Cast	15,970	100.00%	1,900	13,252	812	6
Overvotes	1		0	0	1	0
Undervotes	3,731		674	2,829	226	2
Contest Totals	19,702		2,574	16,081	1,039	8

Proposition I – City of Dallas

Vote For 1

	TOTAL	VOTE %	Election Day	Early Voting	Ballot by mail	Limited
For	7,077	45.17%	1,048	5,699	325	5
Against	8,589	54.83%	810	7,313	465	1
Total Votes Cast	15,666	100.00%	1,858	13,012	790	6
Overvotes	0		0	0	0	0
Undervotes	4,036		716	3,069	249	2
Contest Totals	19,702		2,574	16,081	1,039	8

Proposition J – City of Dallas

Vote For 1

	TOTAL	VOTE %	Election Day	Early Voting	Ballot by mail	Limited
For	8,099	53.02%	1,085	6,562	447	5
Against	7,176	46.98%	709	6,140	327	0
Total Votes Cast	15,275	100.00%	1,794	12,702	774	5
Overvotes	0		0	0	0	0
Undervotes	4,426		780	3,379	264	3
Contest Totals	19,701		2,574	16,081	1,038	8

Proposition L – City of Dallas

Vote For 1

	TOTAL	VOTE %	Election Day	Early Voting	Ballot by mail	Limited
For	9,214	60.38%	1,202	7,483	524	5
Against	6,045	39.62%	588	5,197	259	1
Total Votes Cast	15,259	100.00%	1,790	12,680	783	6
Overvotes	0		0	0	0	0
Undervotes	4,442		784	3,401	255	2
Contest Totals	19,701		2,574	16,081	1,038	8

Summary Results Report
 General and Special Elections
 November 5th, 2024

Combined Accumulated Totals
 117 of 117 Vote Centers Reporting
 Collin County UNOFFICIAL RESULTS

Proposition O – City of Dallas

Vote For 1

	TOTAL	VOTE %		Election Day	Early Voting	Ballot by mail	Limited
For	11,021	71.05%		1,450	8,955	610	6
Against	4,490	28.95%		383	3,925	182	0
Total Votes Cast	15,511	100.00%		1,833	12,880	792	6
Overvotes	0			0	0	0	0
Undervotes	4,190			741	3,201	246	2
Contest Totals	19,701			2,574	16,081	1,038	8

Proposition P – City of Dallas

Vote For 1

	TOTAL	VOTE %		Election Day	Early Voting	Ballot by mail	Limited
For	7,232	47.14%		1,008	5,856	363	5
Against	8,109	52.86%		804	6,873	431	1
Total Votes Cast	15,341	100.00%		1,812	12,729	794	6
Overvotes	0			0	0	0	0
Undervotes	4,360			762	3,352	244	2
Contest Totals	19,701			2,574	16,081	1,038	8

Proposition Q – City of Dallas

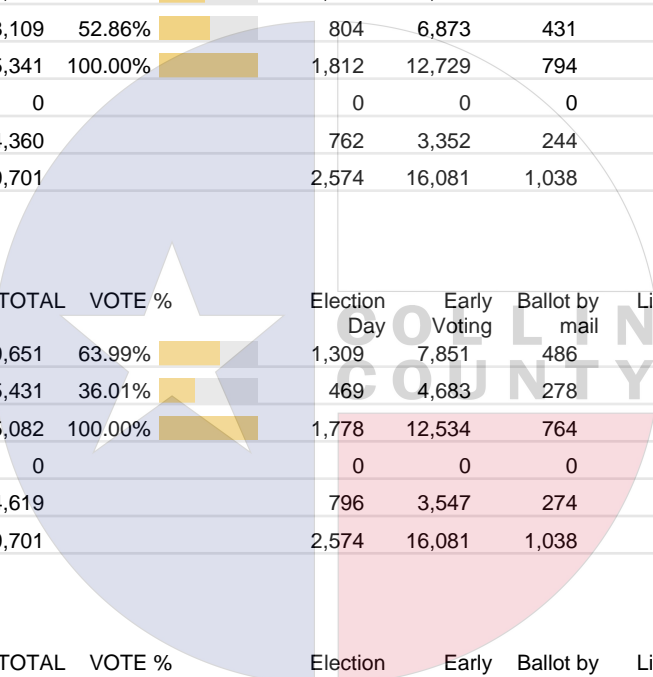
Vote For 1

	TOTAL	VOTE %		Election Day	Early Voting	Ballot by mail	Limited
For	9,651	63.99%		1,309	7,851	486	5
Against	5,431	36.01%		469	4,683	278	1
Total Votes Cast	15,082	100.00%		1,778	12,534	764	6
Overvotes	0			0	0	0	0
Undervotes	4,619			796	3,547	274	2
Contest Totals	19,701			2,574	16,081	1,038	8

Proposition R – City of Dallas

Vote For 1

	TOTAL	VOTE %		Election Day	Early Voting	Ballot by mail	Limited
For	9,302	56.36%		1,380	7,501	415	6
Against	7,202	43.64%		624	6,164	414	0
Total Votes Cast	16,504	100.00%		2,004	13,665	829	6
Overvotes	0			0	0	0	0
Undervotes	3,197			570	2,416	209	2
Contest Totals	19,701			2,574	16,081	1,038	8



Summary Results Report
 General and Special Elections
 November 5th, 2024

Combined Accumulated Totals
 117 of 117 Vote Centers Reporting
 Collin County UNOFFICIAL RESULTS

Proposition S – City of Dallas

Vote For 1

	TOTAL	VOTE %	Election Day	Early Voting	Ballot by mail	Limited
For	8,125	50.64%	1,320	6,433	366	6
Against	7,919	49.36%	569	6,890	460	0
Total Votes Cast	16,044	100.00%	1,889	13,323	826	6
Overvotes	0		0	0	0	0
Undervotes	3,657		685	2,758	212	2
Contest Totals	19,701		2,574	16,081	1,038	8

Proposition T – City of Dallas

Vote For 1

	TOTAL	VOTE %	Election Day	Early Voting	Ballot by mail	Limited
For	6,382	40.16%	1,073	5,078	227	4
Against	9,508	59.84%	790	8,126	590	2
Total Votes Cast	15,890	100.00%	1,863	13,204	817	6
Overvotes	0		0	0	0	0
Undervotes	3,811		711	2,877	221	2
Contest Totals	19,701		2,574	16,081	1,038	8

Proposition U – City of Dallas

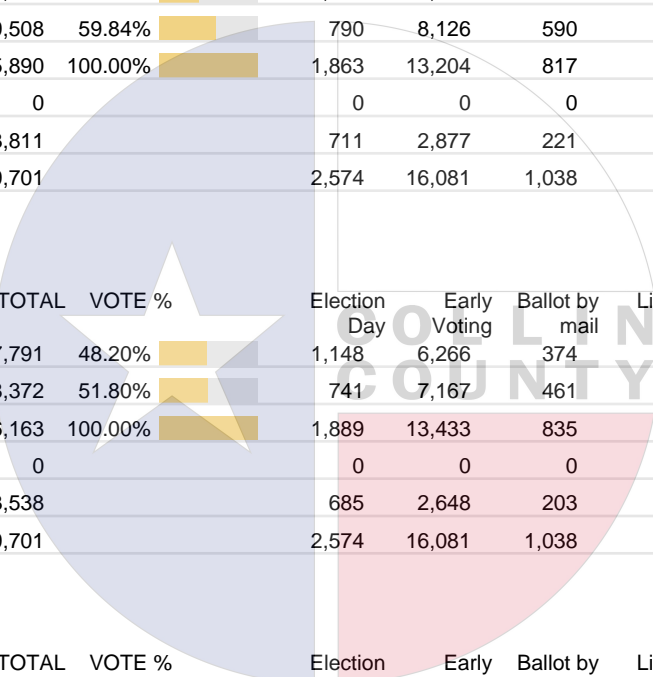
Vote For 1

	TOTAL	VOTE %	Election Day	Early Voting	Ballot by mail	Limited
For	7,791	48.20%	1,148	6,266	374	3
Against	8,372	51.80%	741	7,167	461	3
Total Votes Cast	16,163	100.00%	1,889	13,433	835	6
Overvotes	0		0	0	0	0
Undervotes	3,538		685	2,648	203	2
Contest Totals	19,701		2,574	16,081	1,038	8

Proposition A – City of Josephine

Vote For 1

	TOTAL	VOTE %	Election Day	Early Voting	Ballot by mail	Limited
For	718	70.67%	112	599	3	4
Against	298	29.33%	55	239	3	1
Total Votes Cast	1,016	100.00%	167	838	6	5
Overvotes	0		0	0	0	0
Undervotes	181		26	125	1	29
Contest Totals	1,197		193	963	7	34



Summary Results Report
 General and Special Elections
 November 5th, 2024

Combined Accumulated Totals
 117 of 117 Vote Centers Reporting
 Collin County UNOFFICIAL RESULTS

Proposition B – City of Josephine, Josephine ETJ

Vote For 1

	TOTAL	VOTE %	Election Day	Early Voting	Ballot by mail	Limited
For	1,216	52.05%	215	988	11	2
Against	1,120	47.95%	203	900	13	4
Total Votes Cast	2,336	100.00%	418	1,888	24	6
Overvotes	0		0	0	0	0
Undervotes	320		59	232	1	28
Contest Totals	2,656		477	2,120	25	34

City Council, Place 1 – City of Lavon

Vote For 1

	TOTAL	VOTE %	Election Day	Early Voting	Ballot by mail	Limited
Mike Shepard	2,104	100.00%	343	1,744	17	0
Total Votes Cast	2,104	100.00%	343	1,744	17	0
Overvotes	0		0	0	0	0
Undervotes	1,314		237	1,062	15	0
Contest Totals	3,418		580	2,806	32	0

City Council, Place 3 – City of Lavon

Vote For 1

	TOTAL	VOTE %	Election Day	Early Voting	Ballot by mail	Limited
Kay Wright	1,254	49.49%	203	1,038	13	0
Travis Jacob	1,280	50.51%	190	1,075	15	0
Total Votes Cast	2,534	100.00%	393	2,113	28	0
Overvotes	0		0	0	0	0
Undervotes	884		187	693	4	0
Contest Totals	3,418		580	2,806	32	0

City Council, Place 5 – City of Lavon

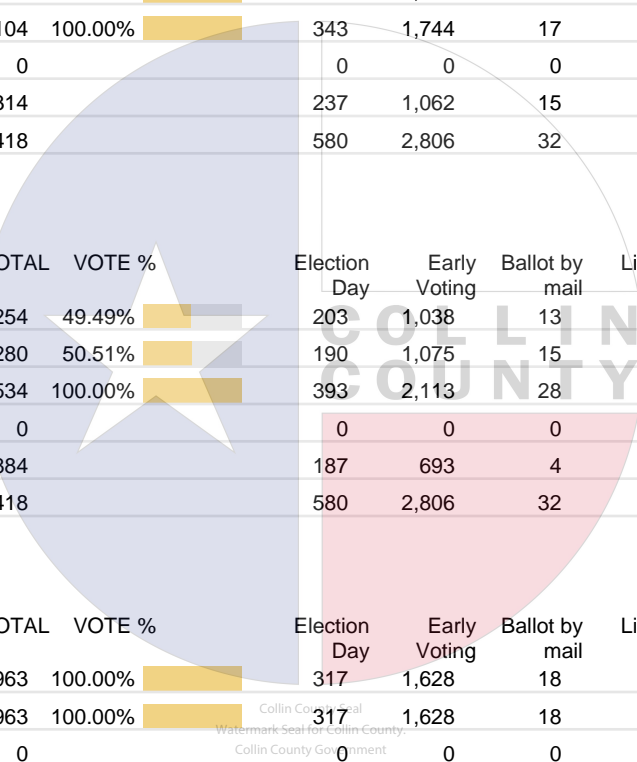
Vote For 1

	TOTAL	VOTE %	Election Day	Early Voting	Ballot by mail	Limited
Lindsey Hedge	1,963	100.00%	317	1,628	18	0
Total Votes Cast	1,963	100.00%	317	1,628	18	0
Overvotes	0		0	0	0	0
Undervotes	1,455		263	1,178	14	0
Contest Totals	3,418		580	2,806	32	0

City Council, Ward 1 – City of Lowry Crossing

Vote For 1

	TOTAL	VOTE %	Election Day	Early Voting	Ballot by mail	Limited
Chris Madrid	246	100.00%	41	192	13	0
Total Votes Cast	246	100.00%	41	192	13	0
Overvotes	0		0	0	0	0
Undervotes	111		30	77	4	0
Contest Totals	357		71	269	17	0



Summary Results Report
 General and Special Elections
 November 5th, 2024

Combined Accumulated Totals
 117 of 117 Vote Centers Reporting
 Collin County UNOFFICIAL RESULTS

City Council, Ward 2 – City of Lowry Crossing

Vote For 1

	TOTAL	VOTE %	Election Day	Early Voting	Ballot by mail	Limited
Tammy Hodges	186	100.00%	37	144	5	0
Total Votes Cast	186	100.00%	37	144	5	0
Overvotes	0		0	0	0	0
Undervotes	112		32	78	2	0
Contest Totals	298		69	222	7	0

City Council, Ward 3 – City of Lowry Crossing

Vote For 1

	TOTAL	VOTE %	Election Day	Early Voting	Ballot by mail	Limited
Debby Gowen	167	47.71%	32	128	7	0
Eusebio (Joe) Trujillo III	183	52.29%	31	144	8	0
Total Votes Cast	350	100.00%	63	272	15	0
Overvotes	0		0	0	0	0
Undervotes	64		11	49	4	0
Contest Totals	414		74	321	19	0

Proposition A – City of McKinney

Vote For 1

	TOTAL	VOTE %	Election Day	Early Voting	Ballot by mail	Limited
YES	40,268	48.84%	6,884	32,184	1,200	0
NO	42,176	51.16%	4,634	36,575	967	0
Total Votes Cast	82,444	100.00%	11,518	68,759	2,167	0
Overvotes	1		0	0	1	0
Undervotes	6,438		1,660	4,562	216	0
Contest Totals	88,883		13,178	73,321	2,384	0

Proposition B – City of McKinney

Vote For 1

	TOTAL	VOTE %	Election Day	Early Voting	Ballot by mail	Limited
YES	35,504	44.12%	4,976	29,368	1,160	0
NO	44,962	55.88%	6,180	37,831	951	0
Total Votes Cast	80,466	100.00%	11,156	67,199	2,111	0
Overvotes	1		0	0	1	0
Undervotes	8,416		2,022	6,122	272	0
Contest Totals	88,883		13,178	73,321	2,384	0

Proposition C – City of McKinney

Vote For 1

	TOTAL	VOTE %	Election Day	Early Voting	Ballot by mail	Limited
YES	59,276	74.19%	8,661	48,861	1,754	0
NO	20,622	25.81%	2,414	17,835	373	0
Total Votes Cast	79,898	100.00%	11,075	66,696	2,127	0
Overvotes	3		0	0	3	0
Undervotes	8,982		2,103	6,625	254	0
Contest Totals	88,883		13,178	73,321	2,384	0

Summary Results Report
 General and Special Elections
 November 5th, 2024

Combined Accumulated Totals
 117 of 117 Vote Centers Reporting
 Collin County UNOFFICIAL RESULTS

Proposition D – City of McKinney

Vote For 1

	TOTAL	VOTE %	Election Day	Early Voting	Ballot by mail	Limited
YES	58,321	72.78%	8,379	48,202	1,740	0
NO	21,808	27.22%	2,759	18,656	393	0
Total Votes Cast	80,129	100.00%	11,138	66,858	2,133	0
Overvotes	1		0	0	1	0
Undervotes	8,753		2,040	6,463	250	0
Contest Totals	88,883		13,178	73,321	2,384	0

Mayor – At Large – City of Princeton

Vote For 1

	TOTAL	VOTE %	Election Day	Early Voting	Ballot by mail	Limited
Keith Schmitt	1,544	19.16%	349	1,172	23	0
Madelyn Awalt	436	5.41%	94	332	10	0
Eugene Escobar Jr.	2,183	27.09%	498	1,662	23	0
Brianna Chacon	3,302	40.98%	678	2,579	45	0
Sabrina Johnson	593	7.36%	133	453	7	0
Total Votes Cast	8,058	100.00%	1,752	6,198	108	0
Overvotes	0		0	0	0	0
Undervotes	2,360		563	1,740	57	0
Contest Totals	10,418		2,315	7,938	165	0

Seat No. 1 – At Large – City of Princeton

Vote For 1

	TOTAL	VOTE %	Election Day	Early Voting	Ballot by mail	Limited
David Kleiber	3,115	46.39%	635	2,439	41	0
Terrance Johnson	3,600	53.61%	764	2,780	56	0
Total Votes Cast	6,715	100.00%	1,399	5,219	97	0
Overvotes	0		0	0	0	0
Undervotes	3,703		916	2,719	68	0
Contest Totals	10,418		2,315	7,938	165	0

Seat No. 2 – At Large – City of Princeton

Vote For 1

	TOTAL	VOTE %	Election Day	Early Voting	Ballot by mail	Limited
Marlo Obera	3,230	48.07%	747	2,435	48	0
Cristina Todd	3,489	51.93%	710	2,723	56	0
Total Votes Cast	6,719	100.00%	1,457	5,158	104	0
Overvotes	0		0	0	0	0
Undervotes	3,699		858	2,780	61	0
Contest Totals	10,418		2,315	7,938	165	0

Collin County Seal
 Watermark Seal for Collin County.
 Collin County Government

Summary Results Report
 General and Special Elections
 November 5th, 2024

Combined Accumulated Totals
 117 of 117 Vote Centers Reporting
 Collin County UNOFFICIAL RESULTS

Proposition A – Town of Weston

Vote For 1

	TOTAL	VOTE %	Election Day	Early Voting	Ballot by mail	Limited
For	185	48.30%	33	149	3	0
Against	198	51.70%	45	149	4	0
Total Votes Cast	383	100.00%	78	298	7	0
Overvotes	0		0	0	0	0
Undervotes	30		8	21	1	0
Contest Totals	413		86	319	8	0

Proposition A – Allen ISD

Vote For 1

	TOTAL	VOTE %	Election Day	Early Voting	Ballot by mail	Limited
For	27,501	56.11%	3,970	22,781	750	0
Against	21,515	43.89%	2,715	18,217	583	0
Total Votes Cast	49,016	100.00%	6,685	40,998	1,333	0
Overvotes	1		0	0	1	0
Undervotes	3,723		869	2,688	166	0
Contest Totals	52,740		7,554	43,686	1,500	0

Proposition B – Allen ISD

Vote For 1

	TOTAL	VOTE %	Election Day	Early Voting	Ballot by mail	Limited
For	23,465	48.22%	3,240	19,606	619	0
Against	25,196	51.78%	3,370	21,122	704	0
Total Votes Cast	48,661	100.00%	6,610	40,728	1,323	0
Overvotes	0		0	0	0	0
Undervotes	4,079		944	2,958	177	0
Contest Totals	52,740		7,554	43,686	1,500	0

Proposition C – Allen ISD

Vote For 1

	TOTAL	VOTE %	Election Day	Early Voting	Ballot by mail	Limited
For	25,952	53.36%	3,630	21,629	693	0
Against	22,687	46.64%	2,967	19,087	633	0
Total Votes Cast	48,639	100.00%	6,597	40,716	1,326	0
Overvotes	0		0	0	0	0
Undervotes	4,101		957	2,970	174	0
Contest Totals	52,740		7,554	43,686	1,500	0

Summary Results Report
 General and Special Elections
 November 5th, 2024

Combined Accumulated Totals
 117 of 117 Vote Centers Reporting
 Collin County UNOFFICIAL RESULTS

For School Trustee - Bland ISD

Vote For 4

	TOTAL	VOTE %	Election Day	Early Voting	Ballot by mail	Limited
Jeff Striplin	37	20.44%	4	33	0	0
Trent Poe	24	13.26%	2	22	0	0
Andrew W. Rainey	30	16.57%	1	28	0	1
Wendi A. Dunn	29	16.02%	2	27	0	0
Cody Welborn	33	18.23%	2	31	0	0
Kendal Wright	28	15.47%	4	24	0	0
Total Votes Cast	181	100.00%	15	165	0	1
Overvotes	0		0	0	0	0
Undervotes	391		69	291	0	31
Contest Totals	572		84	456	0	32

Proposition A – Celina ISD

Vote For 1

	TOTAL	VOTE %	Election Day	Early Voting	Ballot by mail	Limited
For	5,341	54.68%	694	4,570	77	0
Against	4,426	45.32%	646	3,693	87	0
Total Votes Cast	9,767	100.00%	1,340	8,263	164	0
Overvotes	0		0	0	0	0
Undervotes	810		164	627	19	0
Contest Totals	10,577		1,504	8,890	183	0

Proposition A – Frisco ISD

Vote For 1

	TOTAL	VOTE %	Election Day	Early Voting	Ballot by mail	Limited
FOR	30,285	43.05%	4,456	25,053	776	0
AGAINST	40,058	56.95%	6,417	32,840	801	0
Total Votes Cast	70,343	100.00%	10,873	57,893	1,577	0
Overvotes	0		0	0	0	0
Undervotes	8,281		1,982	6,048	251	0
Contest Totals	78,624		12,855	63,941	1,828	0

Collin County seal
 Watermark Seal for Collin County.
 Collin County Government

Proposition B – Frisco ISD

Vote For 1

	TOTAL	VOTE %	Election Day	Early Voting	Ballot by mail	Limited
FOR	34,028	48.13%	5,222	27,922	884	0
AGAINST	36,673	51.87%	5,704	30,266	703	0
Total Votes Cast	70,701	100.00%	10,926	58,188	1,587	0
Overvotes	1		0	0	1	0
Undervotes	7,922		1,929	5,753	240	0
Contest Totals	78,624		12,855	63,941	1,828	0

Summary Results Report
 General and Special Elections
 November 5th, 2024

Combined Accumulated Totals
 117 of 117 Vote Centers Reporting
 Collin County UNOFFICIAL RESULTS

Proposition C – Frisco ISD

Vote For 1

	TOTAL	VOTE %		Election Day	Early Voting	Ballot by mail	Limited
FOR	30,242	43.05%		4,480	24,994	768	0
AGAINST	40,013	56.95%		6,340	32,863	810	0
Total Votes Cast	70,255	100.00%		10,820	57,857	1,578	0
Overvotes	0			0	0	0	0
Undervotes	8,369			2,035	6,084	250	0
Contest Totals	78,624			12,855	63,941	1,828	0

Proposition D – Frisco ISD

Vote For 1

	TOTAL	VOTE %		Election Day	Early Voting	Ballot by mail	Limited
FOR	19,137	27.29%		2,848	15,833	456	0
AGAINST	50,991	72.71%		7,949	41,915	1,127	0
Total Votes Cast	70,128	100.00%		10,797	57,748	1,583	0
Overvotes	1			0	0	1	0
Undervotes	8,495			2,058	6,193	244	0
Contest Totals	78,624			12,855	63,941	1,828	0

For School Trustee - Princeton ISD

Vote For 3

	TOTAL	VOTE %		Election Day	Early Voting	Ballot by mail	Limited
Bianca Washington	5,181	25.38%		1,089	4,021	71	0
Carlos Cuellar	3,931	19.26%		824	3,031	76	0
Duane Kelly	3,770	18.47%		814	2,896	60	0
Terry Gilmore	3,487	17.08%		749	2,682	56	0
Dana Pendland Jones	2,228	10.91%		382	1,781	65	0
Mike Talley	1,816	8.90%		326	1,461	29	0
Total Votes Cast	20,413	100.00%		4,184	15,872	357	0
Overvotes	3			0	0	3	0
Undervotes	26,261			5,899	19,912	450	0
Contest Totals	46,677			10,083	35,784	810	0

Collin County seal
 Watermark Seal for Collin County.
 Collin County Government

Proposition A – Rockwall ISD

Vote For 1

	TOTAL	VOTE %		Election Day	Early Voting	Ballot by mail	Limited
FOR	2	50.00%		0	1	1	0
AGAINST	2	50.00%		0	1	1	0
Total Votes Cast	4	100.00%		0	2	2	0
Overvotes	0			0	0	0	0
Undervotes	1			0	0	0	1
Contest Totals	5			0	2	2	1

Summary Results Report
 General and Special Elections
 November 5th, 2024

Combined Accumulated Totals
 117 of 117 Vote Centers Reporting
 Collin County UNOFFICIAL RESULTS

Proposition B – Rockwall ISD

Vote For 1

	TOTAL	VOTE %	Election Day	Early Voting	Ballot by mail	Limited
FOR	2	50.00%	0	1	1	0
AGAINST	2	50.00%	0	1	1	0
Total Votes Cast	4	100.00%	0	2	2	0
Overvotes	0		0	0	0	0
Undervotes	1		0	0	0	1
Contest Totals	5		0	2	2	1

Proposition C – Rockwall ISD

Vote For 1

	TOTAL	VOTE %	Election Day	Early Voting	Ballot by mail	Limited
FOR	2	50.00%	0	1	1	0
AGAINST	2	50.00%	0	1	1	0
Total Votes Cast	4	100.00%	0	2	2	0
Overvotes	0		0	0	0	0
Undervotes	1		0	0	0	1
Contest Totals	5		0	2	2	1

Proposition D – Rockwall ISD

Vote For 1

	TOTAL	VOTE %	Election Day	Early Voting	Ballot by mail	Limited
FOR	2	50.00%	0	1	1	0
AGAINST	2	50.00%	0	1	1	0
Total Votes Cast	4	100.00%	0	2	2	0
Overvotes	0		0	0	0	0
Undervotes	1		0	0	0	1
Contest Totals	5		0	2	2	1

Proposition A – East Fork FWSD No. 1-A

Vote For 1

	TOTAL	VOTE %	Election Day	Early Voting	Ballot by mail	Limited
FOR	57	80.28%	12	43	2	0
AGAINST	14	19.72%	3	10	1	0
Total Votes Cast	71	100.00%	15	53	3	0
Overvotes	0		0	0	0	0
Undervotes	8		4	4	0	0
Contest Totals	79		19	57	3	0

Summary Results Report
 General and Special Elections
 November 5th, 2024

Combined Accumulated Totals
 117 of 117 Vote Centers Reporting
 Collin County UNOFFICIAL RESULTS

Proposition B – East Fork FWSD No. 1-A

Vote For 1

	TOTAL	VOTE %	Election Day	Early Voting	Ballot by mail	Limited
FOR	52	73.24%	11	39	2	0
AGAINST	19	26.76%	4	14	1	0
Total Votes Cast	71	100.00%	15	53	3	0
Overvotes	0		0	0	0	0
Undervotes	8		4	4	0	0
Contest Totals	79		19	57	3	0

Proposition A – Seis Lagos SUD

Vote For 1

	TOTAL	VOTE %	Election Day	Early Voting	Ballot by mail	Limited
FOR	631	53.25%	131	481	19	0
AGAINST	554	46.75%	82	462	10	0
Total Votes Cast	1,185	100.00%	213	943	29	0
Overvotes	0		0	0	0	0
Undervotes	76		24	50	2	0
Contest Totals	1,261		237	993	31	0

Proposition A – Collin County MUD No. 10

Vote For 1

	TOTAL	VOTE %	Election Day	Early Voting	Ballot by mail	Limited
For	1	100.00%	0	1	0	0
Against	0	0.00%	0	0	0	0
Total Votes Cast	1	100.00%	0	1	0	0
Overvotes	0		0	0	0	0
Undervotes	1		0	1	0	0
Contest Totals	2		0	2	0	0

Proposition B – Collin County MUD No. 10

Vote For 1




	TOTAL	VOTE %	Election Day	Early Voting	Ballot by mail	Limited
For	1	100.00%	0	1	0	0
Against	0	0.00%	0	0	0	0
Total Votes Cast	1	100.00%	0	1	0	0
Overvotes	0		0	0	0	0
Undervotes	1		0	1	0	0
Contest Totals	2		0	2	0	0

Summary Results Report
 General and Special Elections
 November 5th, 2024

Combined Accumulated Totals
 117 of 117 Vote Centers Reporting
 Collin County UNOFFICIAL RESULTS




Proposition C – Collin County MUD No. 10

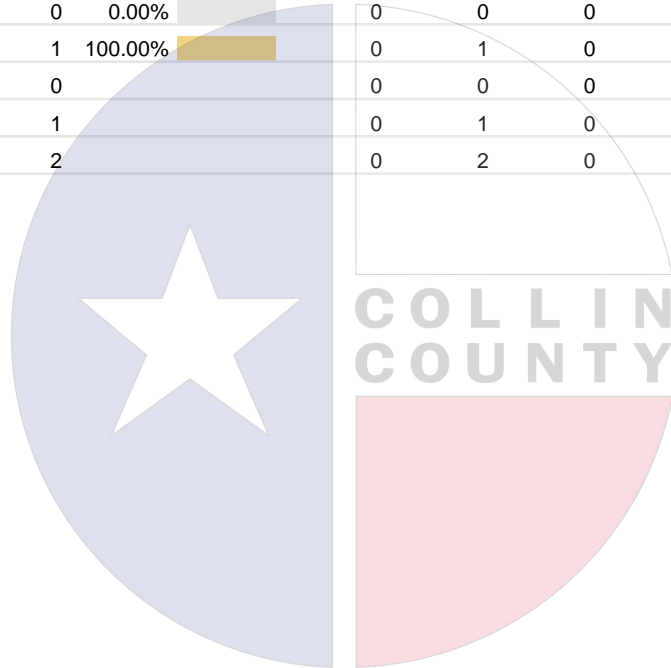
Vote For 1

	TOTAL	VOTE %		Election Day	Early Voting	Ballot by mail	Limited
For	1	100.00%		0	1	0	0
Against	0	0.00%		0	0	0	0
Total Votes Cast	1	100.00%		0	1	0	0
Overvotes	0			0	0	0	0
Undervotes	1			0	1	0	0
Contest Totals	2			0	2	0	0

Proposition D – Collin County MUD No. 10

Vote For 1

	TOTAL	VOTE %		Election Day	Early Voting	Ballot by mail	Limited
For	1	100.00%		0	1	0	0
Against	0	0.00%		0	0	0	0
Total Votes Cast	1	100.00%		0	1	0	0
Overvotes	0			0	0	0	0
Undervotes	1			0	1	0	0
Contest Totals	2			0	2	0	0



Collin County Seal
 Watermark Seal for Collin County.
 Collin County Government